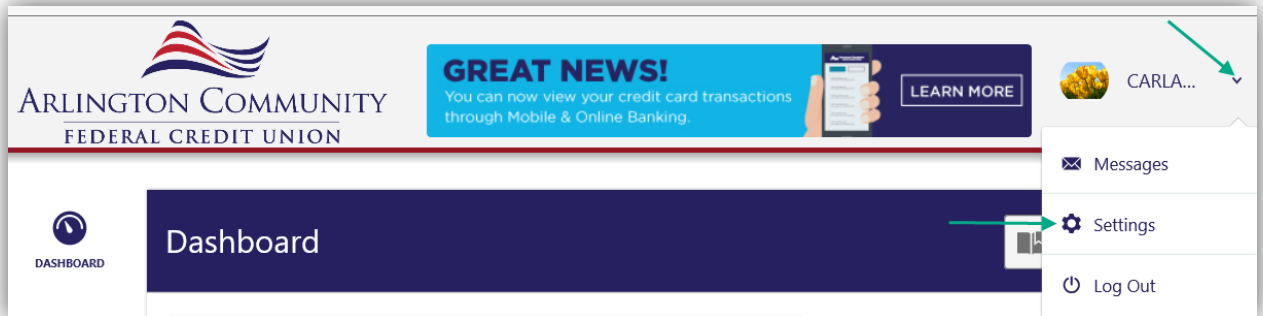
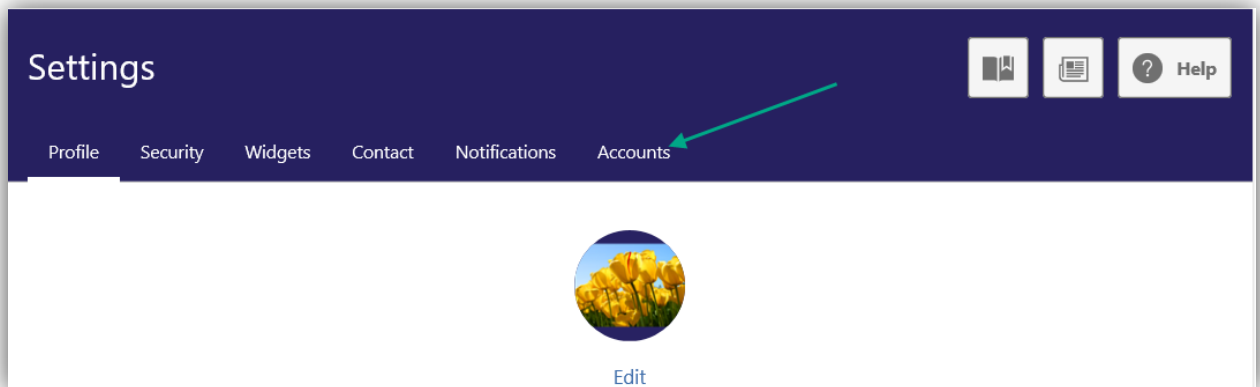


Step-by-Step Instructions for Setting Up Your External Accounts in Online Banking:

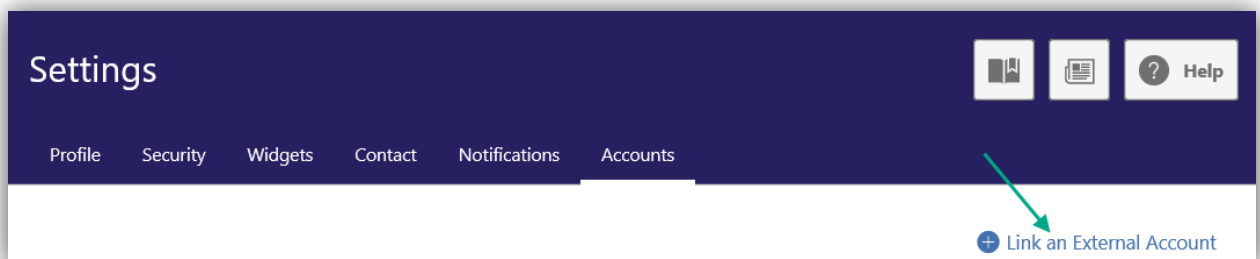
1. Select the **Settings** option from the drop-down menu



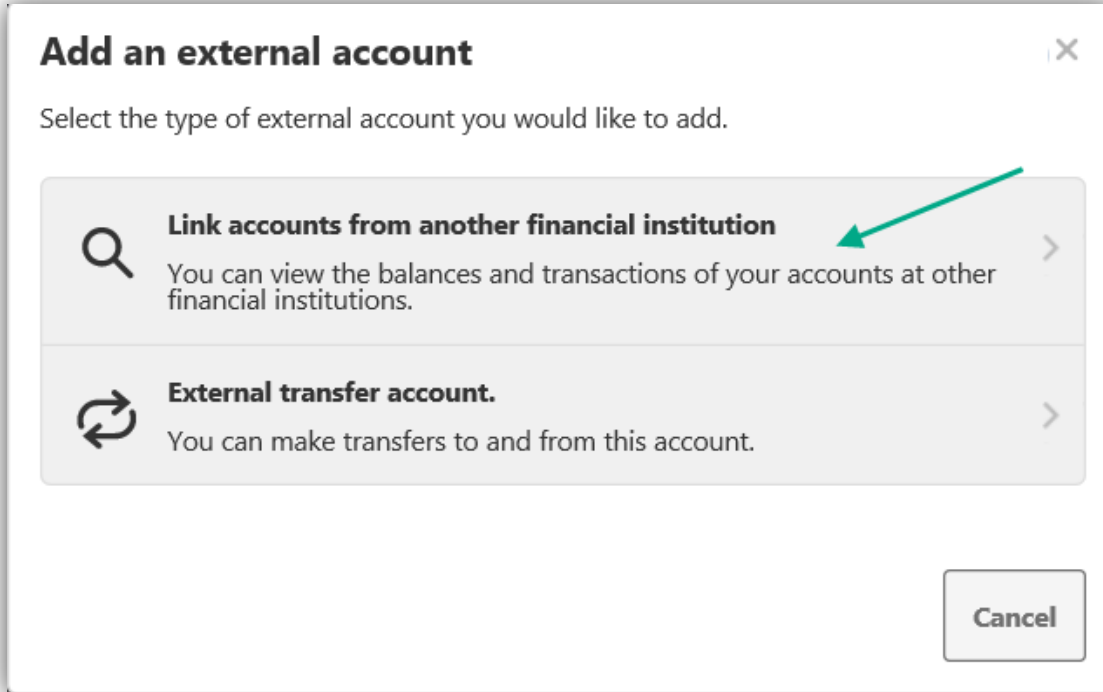
2. Select the **Accounts** tab from the *Settings* page



3. Click the **Link an External Account** button



4. Select Link Accounts from another financial institution.



5. You must select **I Agree to Continue**

Aggregation Disclosure

By using the account aggregation services, you hereby agree to the following:

Provide Accurate Information. You, the end user, agree to provide true, accurate, current and complete information about yourself and your accounts maintained at other web sites and you agree to not misrepresent your identity or your account information. You agree to keep your account information up to date and accurate.

Proprietary Rights. You are permitted to use content delivered to you through the service only on the service. You may not copy, reproduce, distribute, or create derivative works from this content. Further, you agree not to reverse engineer or reverse compile any of the service technology, including but not limited to, any Java applets associated with the service.

I Agree *

Cancel

Continue




6. Next, click on **Get Started**

Link Accounts ✕

See all your financial accounts in one secure place.


Time is precious and so is your money. When you link your accounts you will have a safe, secure, and efficient way to view your personal finances. You can link investments, bank accounts, credit cards, and bills.

In three simple steps, see what you owe and how much you have to help you track your investments, spending patterns, and more.

-  1. Select a financial institution.
-  2. Enter your site credentials.
-  3. View your account details.

How we protect your information

By providing your credentials, we verify in real time that you own the account you want to link. When you enter your login username and passwords, we use this information to establish a secure connection with your financial institution. This connection allows us to immediately link to the account you want to see. We use the latest encryption and security technology so no one has access to your personal information or funds.



7. You can:

- Select your external financial institution from the displayed **Most Popular Sites**
 - The *Most Popular Sites* list includes the largest U.S. financial institutions
- Members can also use the **Search** field to find their institution
- As the user types in the search criteria, a list of institutions which match the search words will appear including the institution name and its login URL, so the user can be confident they are selecting the intended institution

Link Accounts



1. SELECT

2. VERIFY

3. VIEW

Select your institution from the list below or search.

🔍 Institution name

MOST POPULAR SITES



Chase

<https://www.chase.com/>



Bank of America

<https://www.bankofamerica.com/>



Wells Fargo

<https://www.wellsfargo.com/>



PNC Bank

<https://www.pnc.com/en/persona...>



U.S. Bank

<https://www.usbank.com/index.h...>



KeyBank

<https://www.key.com/personal/in...>

Link Accounts



1. SELECT

2. VERIFY

3. VIEW

Q securian|



Securian Retirement Center - 401k

<https://www.securianretirementcenter.com>



Securian - Investments

<http://www.securian.com/>

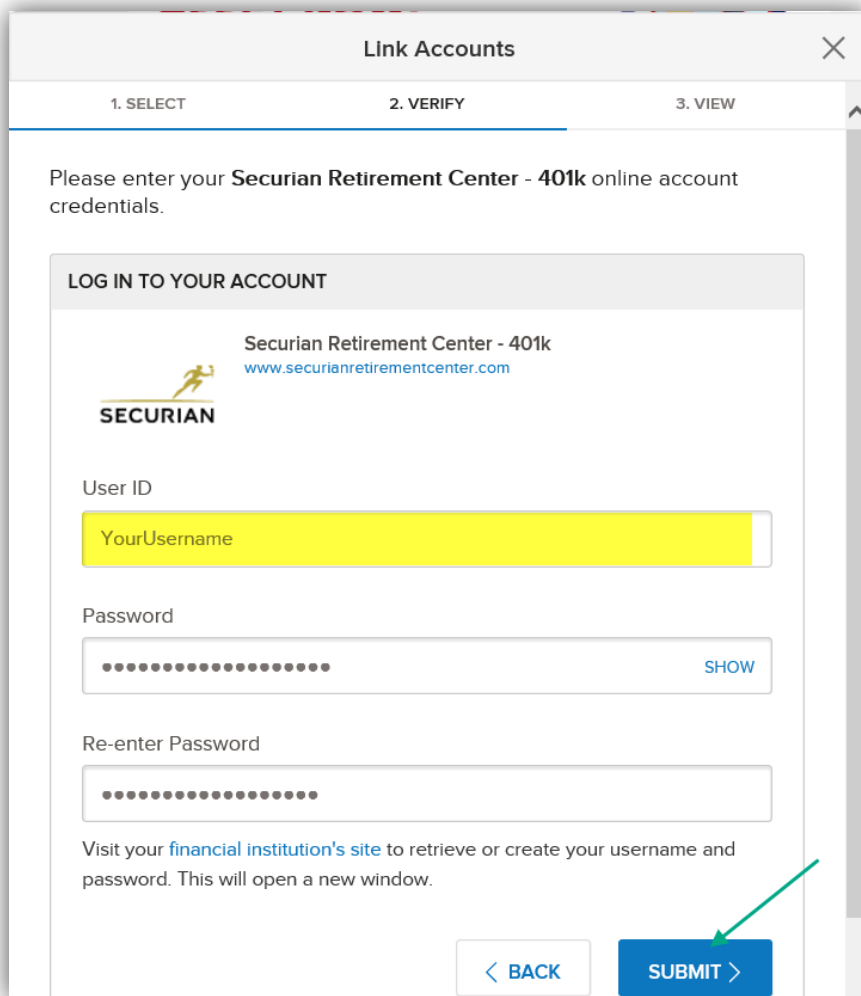


Securian (U of M Plans)

<http://web2.minnesotamutual.com/uofmhome.htm>

Provide Login Credentials

8. You'll need to provide your login credentials for the selected institution
 - **Note:** The login credentials are specific to the selected institution and may include two or more inputs such as username, password, questions, tokens, and other multi-factor authentication inputs required for successful login
 - Don't forget you're logged in securely and your login information will be securely submitted



The screenshot shows a 'Link Accounts' dialog box with three steps: 1. SELECT, 2. VERIFY (highlighted), and 3. VIEW. The main text reads: 'Please enter your **Securian Retirement Center - 401k** online account credentials.'

The login form is titled 'LOG IN TO YOUR ACCOUNT' and includes the Securian logo and the text 'Securian Retirement Center - 401k' with the URL 'www.securianretirementcenter.com'. The form has three input fields: 'User ID' (containing 'YourUsername'), 'Password' (with a 'SHOW' button), and 'Re-enter Password'. At the bottom, there are two buttons: '< BACK' and 'SUBMIT >'. A green arrow points to the 'SUBMIT >' button.

Visit your [financial institution's site](#) to retrieve or create your username and password. This will open a new window.

9. Select **Close if done**

Link Accounts ✕

1. SELECT


2. VERIFY

3. VIEW

Congratulations! You have successfully linked your account ✓

Securian Retirement Center - 401k

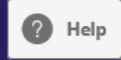
Investments

<div style="background-color: #808080; width: 100%; height: 15px;"></div> 401(k) Plan	\$ <div style="background-color: #808080; width: 50px; height: 15px;"></div>
 401k x-MITH	

10. Congrats! Now you can see your aggregated external accounts with your ACFCU accounts.

- You can edit the name of the account or color code to better keep track of different accounts if you want to by clicking on the pencil.
- Click Refresh to see the aggregated external account.

Settings



- Profile
- Security
- Widgets
- Contact
- Notifications
- Accounts

Loans

PERSONAL LINE OF CRE...
Loans - [REDACTED]-0030

Primary Owner



Share Certificates

SHARE BUILDER CERTIFIC...
Share Certificates [REDACTED]-0070

Primary Owner



External Accounts

Arlington Community
External Accounts - xx xMITH

Shared Account



ACH Accounts

navy
ACH Accounts - *****[REDACTED]

External PENDING



Is your contact information up to date?

My Accounts

Checking \$ [redacted]

Mortgage A \$ [redacted] >

770-0010

Savings \$ [redacted]

Vacation Fund A [redacted] >

770-0000

Loans \$ [redacted]

PERSONAL LINE OF CR... \$ [redacted] >

770-0030

Share Certificates \$ [redacted]

SHARE BUILDER CERTI... \$ [redacted] >

770-0070

External Accounts \$ [redacted]

Arlington Community \$ [redacted] >

xx: xMITH **As of 22 Aug 2018**

Shared Account Pending Transaction Available Balance

Last 15 days

1 transfer \$20.00

Logged in 11 times

Next 15 days

There is no activity scheduled for the next 15 days.

Financial Resources & Education

Planning for a Large Purchase

A little bit of planning and research go a long way in helping you make a big buying decision. One of the more valuable tools is the customer review, which many large businesses allow on their Websites. These can be a big help in getting honest evaluations of products.

August 23, 2012

Building an Emergency Fund

Life throws lots of surprises at you, many of them financial: the refrigerator dies, the radiator on the car goes out, we get a surprise tax bill, or a job is terminated. If you lack an emergency fund there are other options, including credit cards, payday loans, pawnshop loans or loans from family members or friends. Each of these options have their own